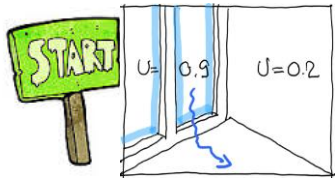


# Schnellauswahl Entscheidung Kaltluftabfall und Komfort; DR < 15%

Grundlagen: SIA 180:2014; SIA 382/1:2007; SN EN ISO 7730

Fassade mit  $U_w \leq 0.9 \text{ W/m}^2\text{K}$  ( $U_g \leq 0.6 \text{ W/m}^2\text{K}$  + Rahmen)

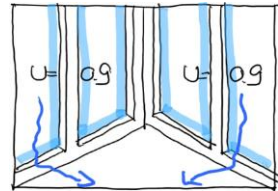


Lichte Höhe ?

$\leq 3 \text{ m}$

ja

$\geq 3 \text{ m}$   
 $\geq 2.8 \text{ m Eck}$



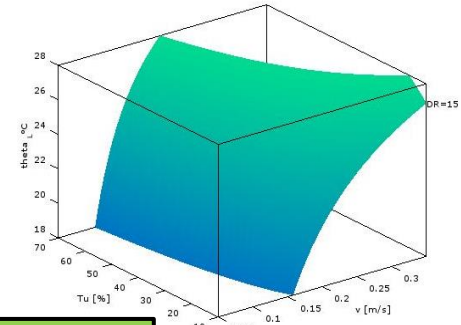
Wohnen  
Fussbodenheizung

Büro  
Heiz- Kühldecke

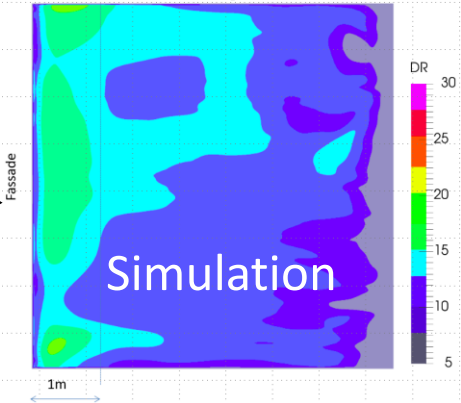
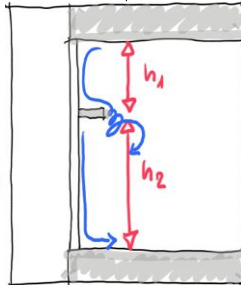
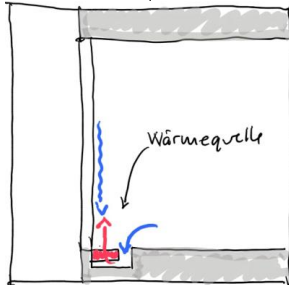
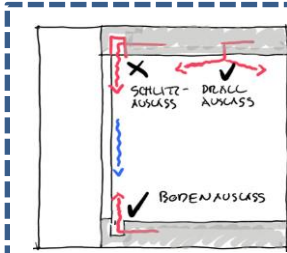
Kein Aufenthaltsbereich

Komfort zu beachten  
Massnahmen erforderlich  
Untersuchung erforderlich

Komfort unkritisch  
DR  $\leq 15 \%$



Massnahmen Abklärungen



2016